"Judicial Index" Values for State District Courts

Deviation from Average
Based on Seven Jurisdictional Overlap Patterns

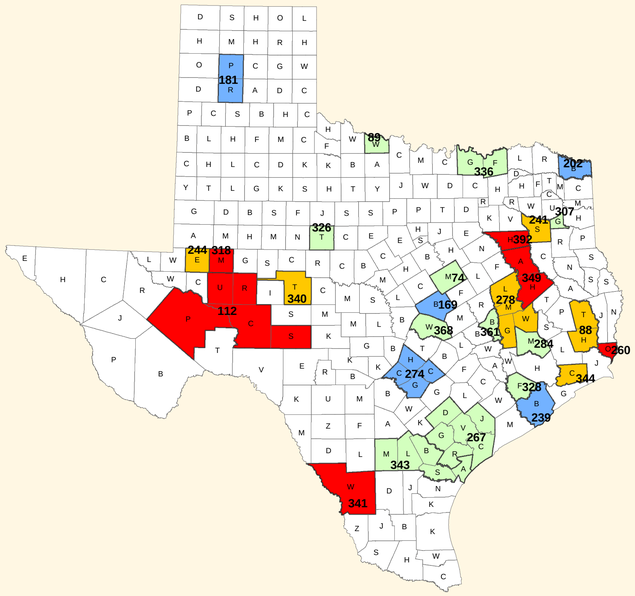

POTTER
047 108 181
251 320

RANDALL
047 181 251

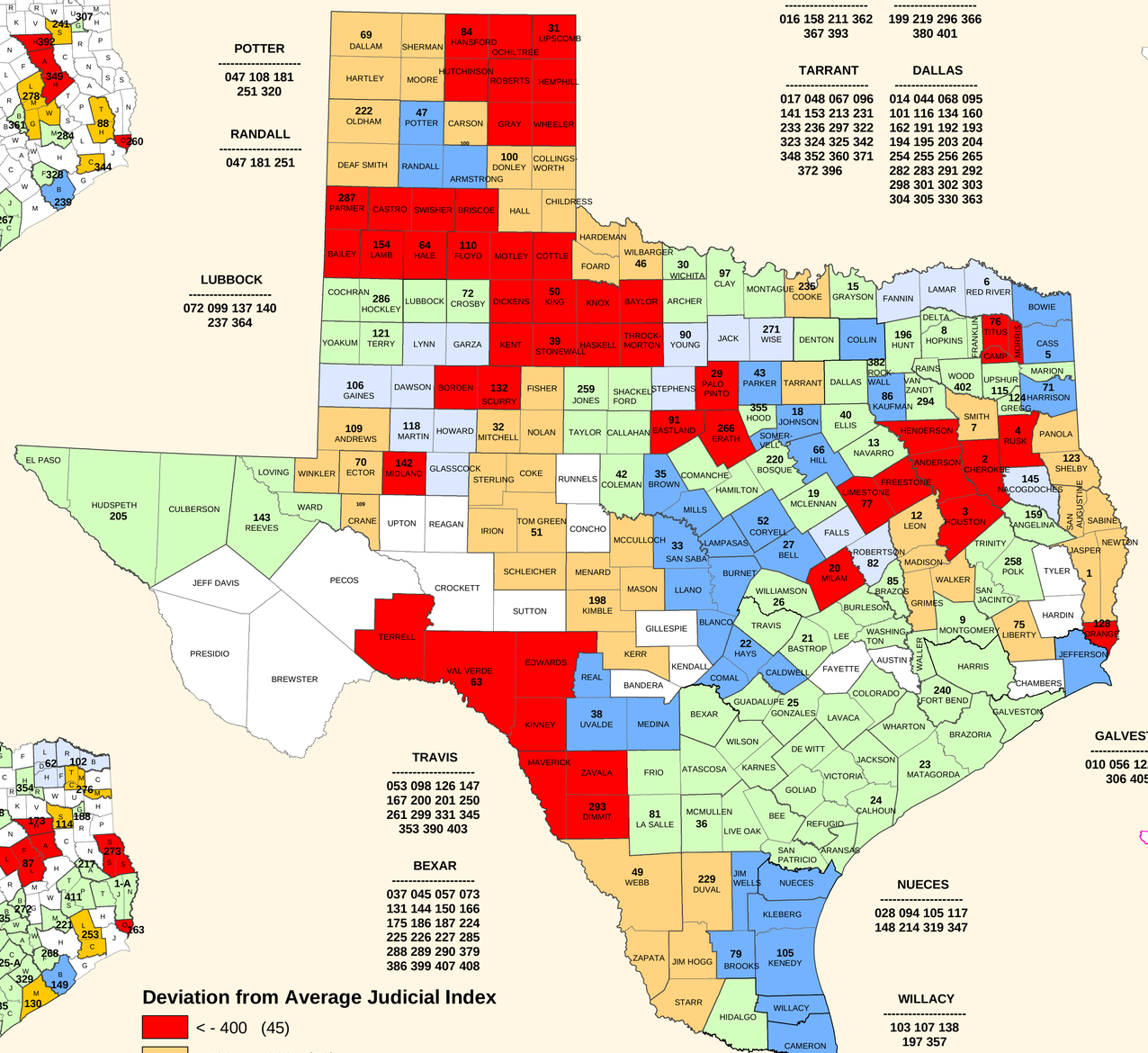

DENTON
016 158 211 362
367 393

COLLIN
199 219 296 366
380 401

TARRANT
017 048 067 096
141 153 213 231
233 236 297 322
323 324 325 342
348 352 360 371
372 396

DALLAS
014 044 068 095
101 116 134 160
162 191 192 193
194 195 203 204
254 255 256 265
282 283 291 292
298 301 302 303
304 305 330 363

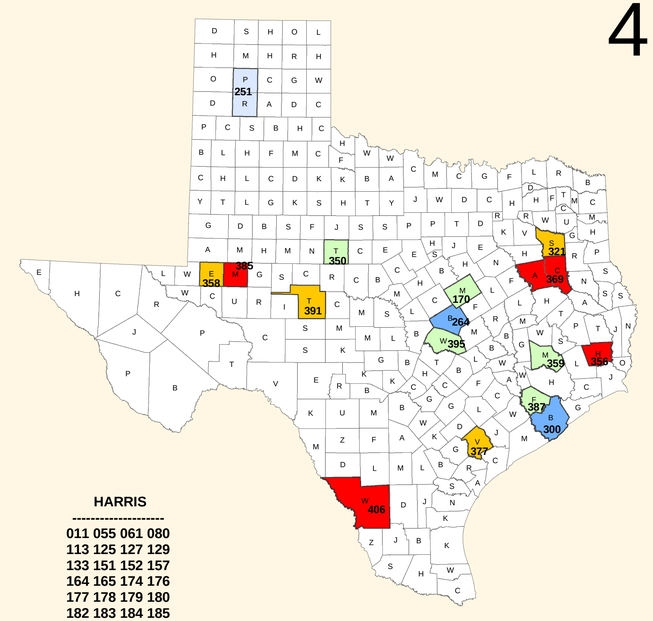

HARRIS
011 055 061 080
113 125 127 129
133 151 152 157
164 165 174 176
177 178 179 180
182 183 184 185
189 190 208 209
215 228 230 232
234 245 246 247
248 257 262 263
269 270 280 281
295 308 309 310
311 312 313 314
315 333 334 337
338 339 351

LUBBOCK
072 099 137 140
237 364

EL PASO
034 041 065 120
168 171 205 210
243 327 346 383
384 388 409

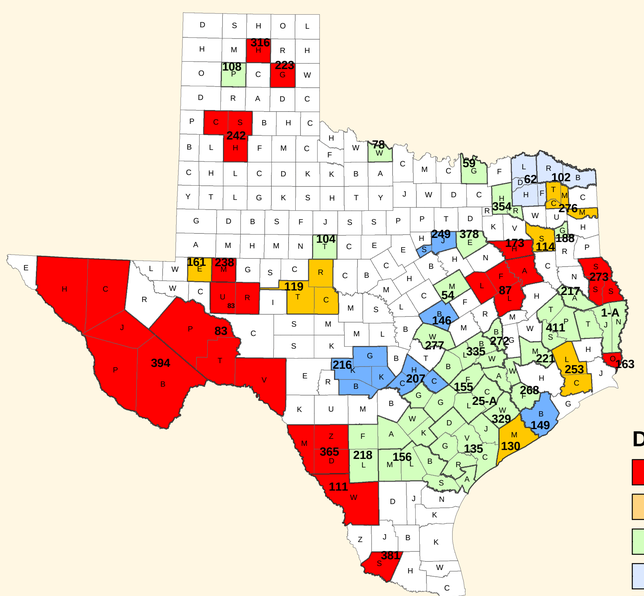

TRAVIS
053 098 126 147
167 200 201 250
261 299 331 345
353 390 403

BEXAR
037 045 057 073
131 144 150 166
175 186 187 224
225 226 227 285
288 289 290 379
386 399 407 408

JEFFERSON
058 060 136 172
252 279 317

GALVESTON
010 056 122 212
306 405

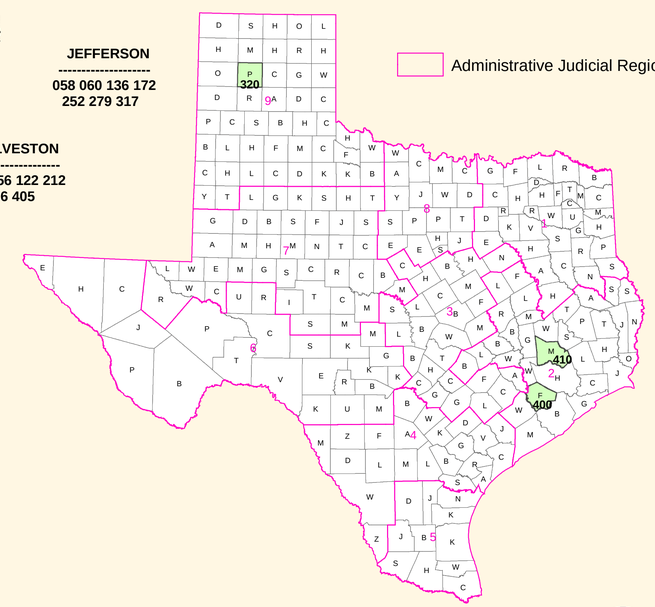

Administrative Judicial Region

Deviation from Average Judicial Index

- < - 400 (45)
- - 400 to - 200 (59)
- - 200 to 200 (243)
- 200 to 400 (11)
- 400 < (60)

NUECES
028 094 105 117
148 214 319 347

WILLACY
103 107 138
197 357

HIDALGO
092 093 139 206
275 332 370 389
398

CAMERON
103 107 138
197 357 404

N:\Research\ArcMapExperts\Charles\pland100_2002avg7.mxd 27 March 2002 plan: PLAND100 Source: Office of Court Administration

TEXAS LEGISLATIVE COUNCIL