

Texas Connections Academy at Houston

Presentation by the Houston ISD to the
Senate Committee on Education
October 8, 2012

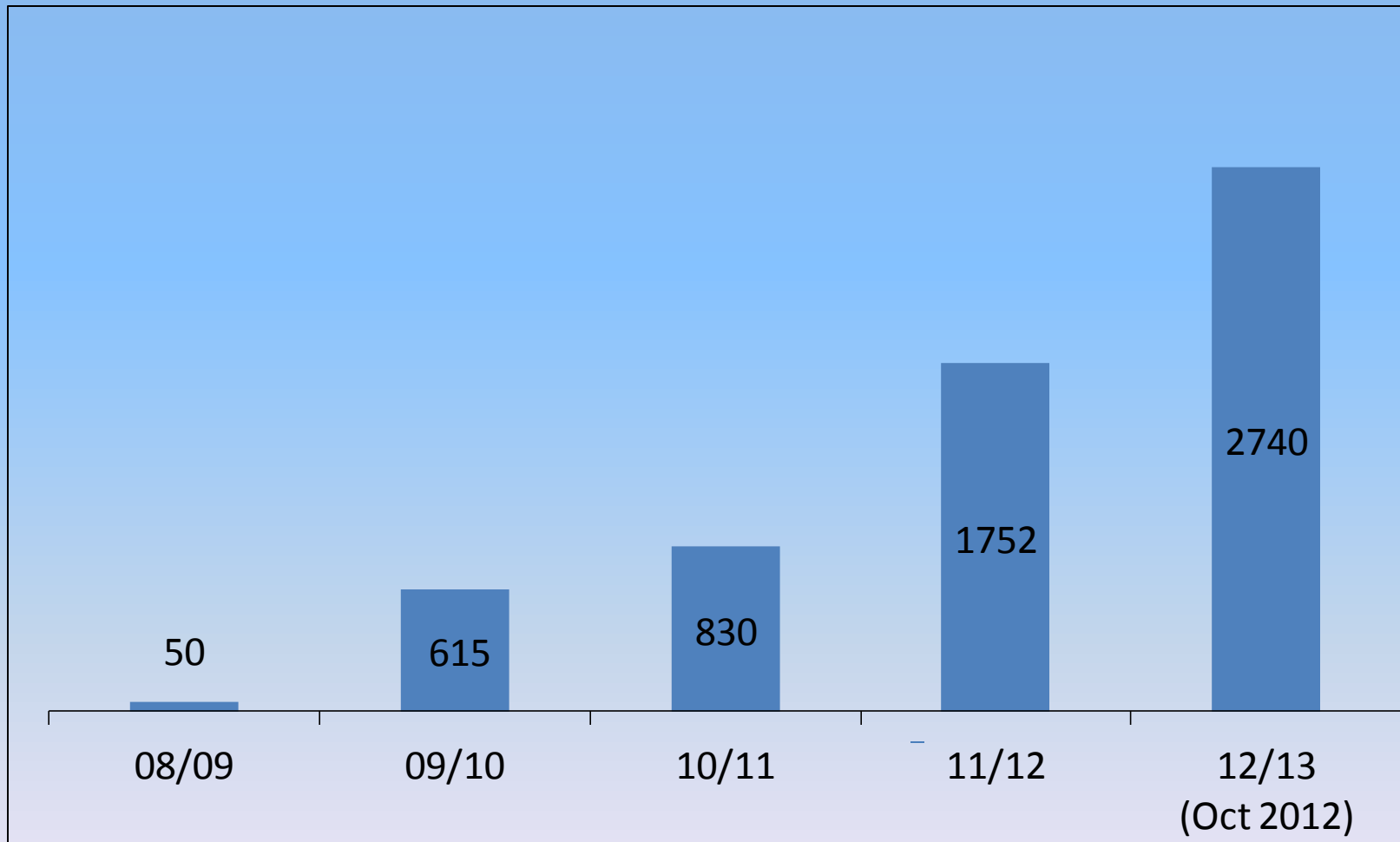


Background

Texas Connections Academy @ Houston is provided in a partnership between the Houston Independent School District (HISD) and Connections Academy under the The Electronic Course Program (eCP). It is administered by the Texas Education Agency (TEA) and codified into Texas Education Code (TEC), Chapter 30A. TCAH operates as an approved Houston Independent School District (HISD) contract charter and is accredited through HISD. The school serves students statewide and follows a standard school calendar.



Texas Connections Academy @ Houston Enrollment



Profiles of TCAH students



Kimball Johnson, 8th grade TCAH student
“TCAH has taught me how to prioritize my days better to be able to accomplish all of my school work and hockey time, too.”




Cody Strike, 7th grade TCAH student
“The thing I like most about TCAH is everything! The best part is the field traps because you can meet up with other kids and learn at the same time.”



Shannon McNatt, 8th grade TCAH student
“What I like most about TCAH is that it allows me to get a quality education and still center my schedule around my gymnastics training.”



Luis Abete is an 11-year-old fifth grader at TCAH. Anxiety issues and several experiences in bricks-and-mortar schools brought his family to TCAH. Luis has been learning and thriving ever since.



Haley Timmons, an Olympic hopeful, is a 14-year-old student at Texas Connections Academy @ Houston. She is a competitive swimmer in the 200-meter butterfly.



Types of Students Served by Full-time Virtual Schools

- Bullied Students
- Medically Homebound Students
- Student-Athletes
- Special Needs Students
- Gifted Students
- Struggling Students



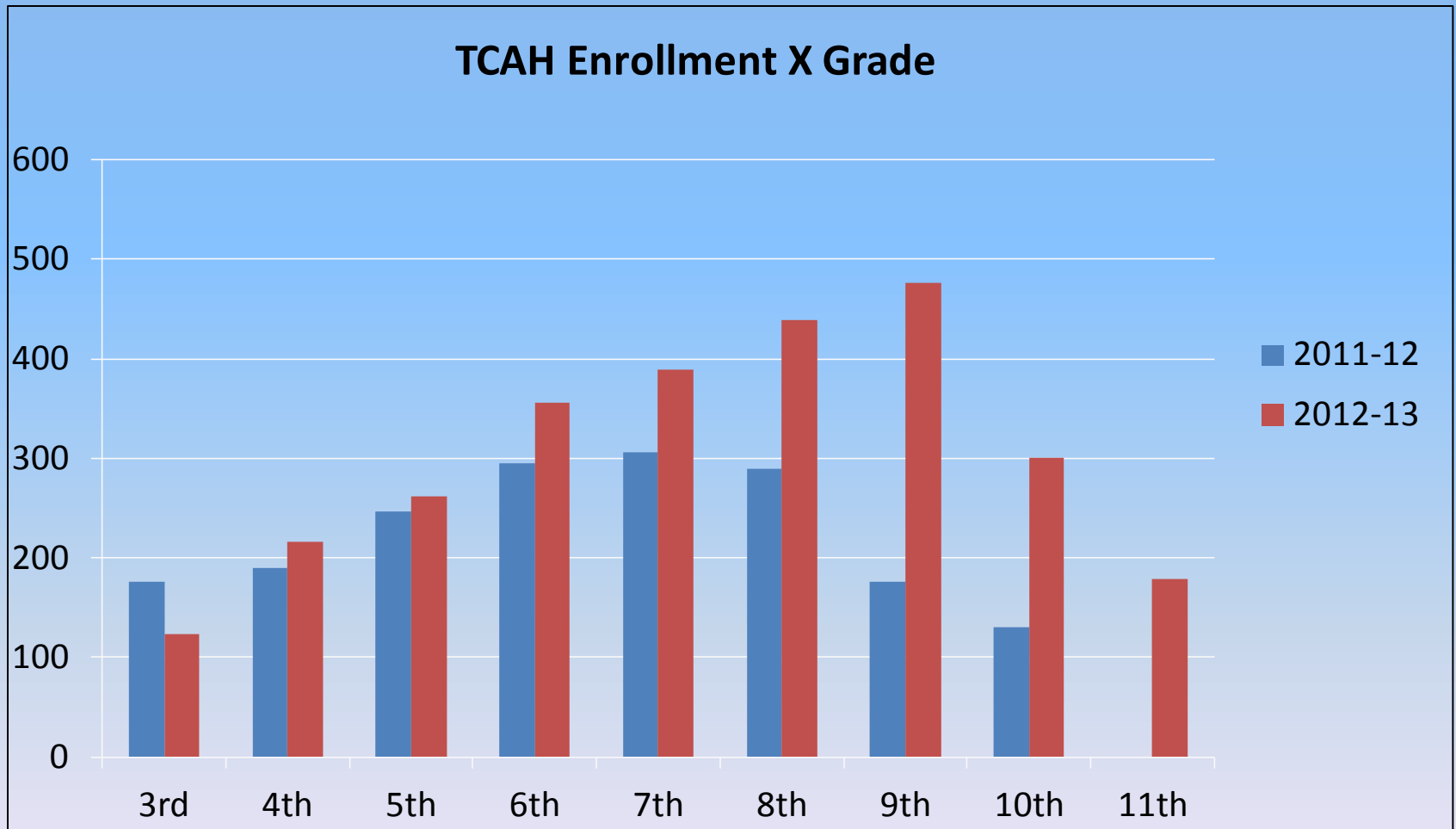
Many TCAH students have struggled.

Janet Delgado was looking for alternatives to public school where her son would be challenged academically and wouldn't be bullied. "He was being bullied by other kids and that's not what I send my son for," Janet Delgado said. "Here, he's been able to concentrate on his studies and his education, and he doesn't have those other things to worry about."

[Online charter school offers unique options - Mywesttexas.com: West Texas Living http://www.mywesttexas.com/life/article_1f73a859-2c3b-5f8c-b533-40a1a154e0b3.html#ixzz28CHjdB00](http://www.mywesttexas.com/life/article_1f73a859-2c3b-5f8c-b533-40a1a154e0b3.html#ixzz28CHjdB00)



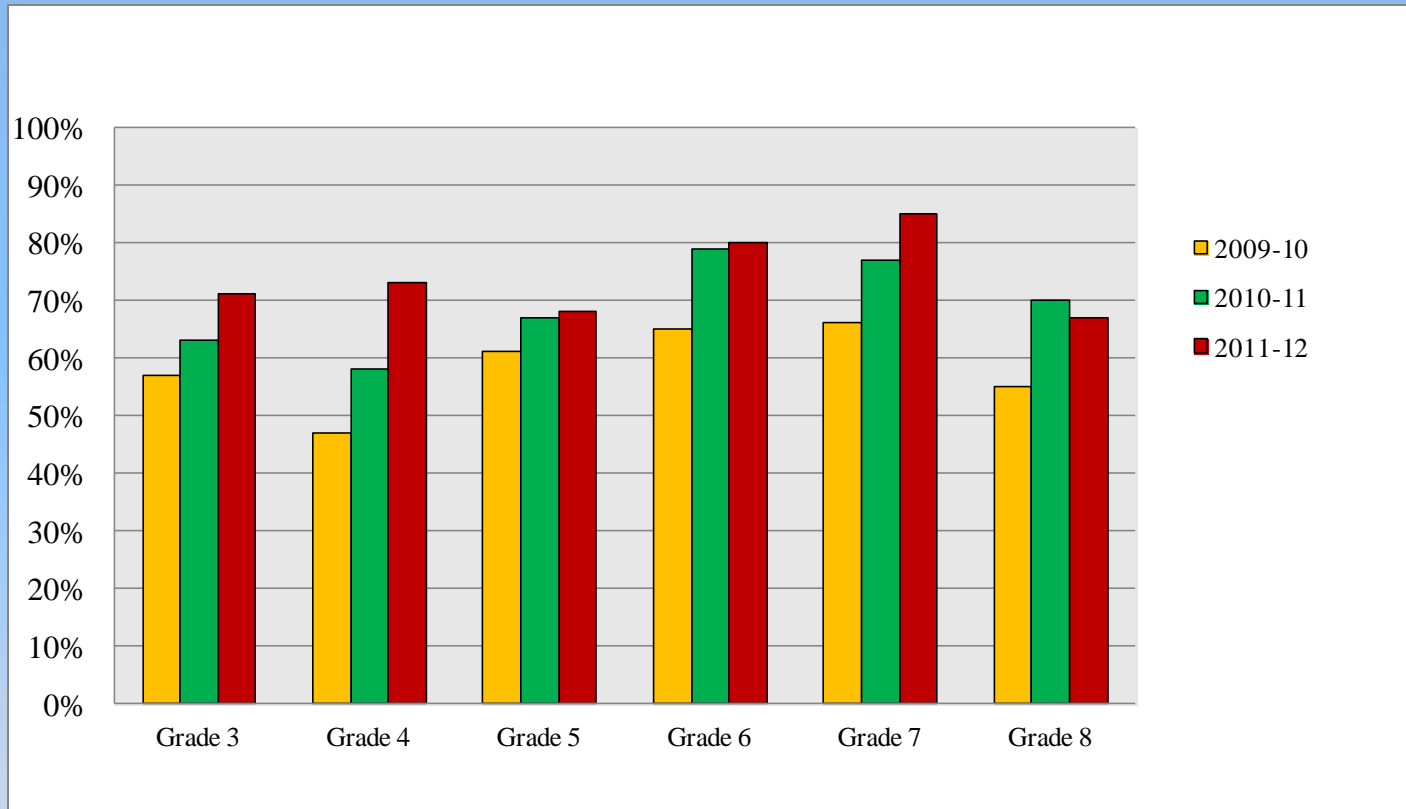
TCAH Enrollment by Grade 2011-12 and 2012-13



TCAH Highlights 2011-12

- STAAR Participation:
 - Math – 97.13% (all students)
 - Reading – 97.7% (all students)
- ASPIRE awards totaled approximately \$75,000.
- For the second year in a row, a TCAH student won the HISD spelling bee.

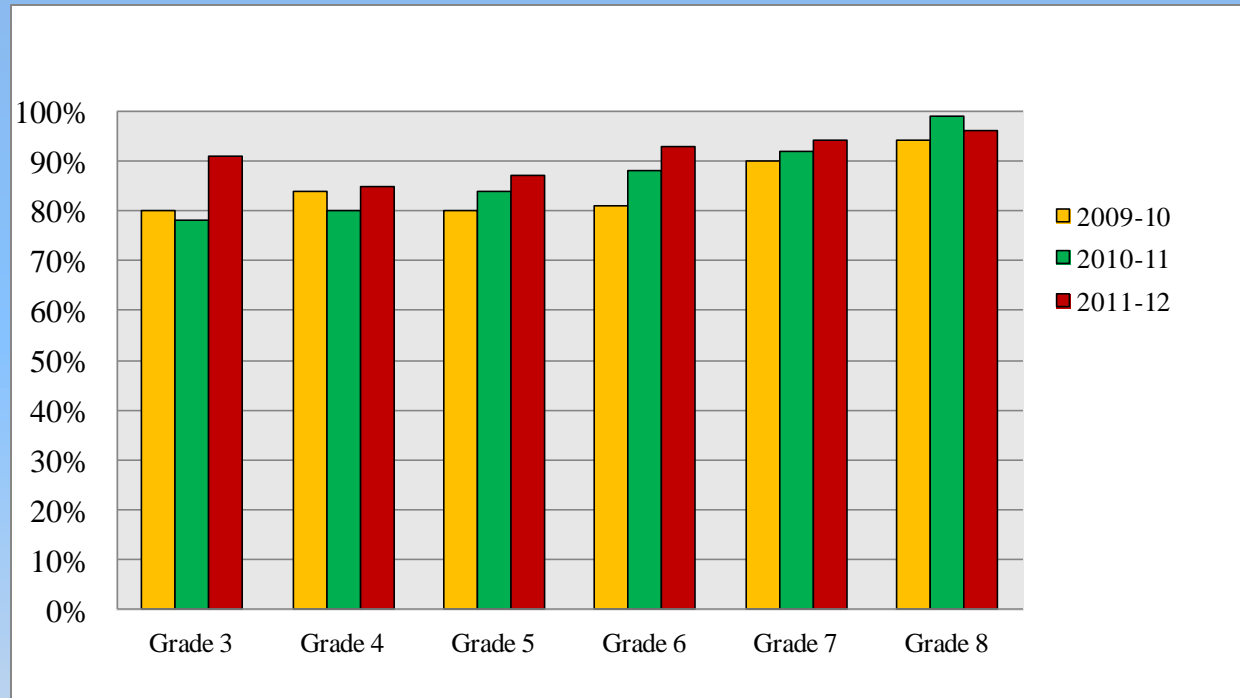
TCAH Math State Test Proficiency



11-12 scores are not publicly available.

The state test results presented below are calculated in terms of the % of students scoring at Proficiency on the state test. Proficiency is defined as any score with a level of "Met Standard". Students included on this report are students who were enrolled for a Full Academic Year (i.e., October snapshot to time of test). For 2009-10 and 2010-11, results are based on TAKS. 2011-12 results are based on STAAR raw scores linked through to equivalent TAKS cut scores for "Met Standard" via information contained here: <http://www.tea.state.tx.us/index4.aspx?id=2147507698>. As the 2011-12 STAAR did not have retesting for 5th and 8th Grade Math and ELA, 2009-10 and 2010-11 results for those grades are based on students' first attempts at taking the TAKS Math and ELA for those years (i.e., the %s reported here for those grades will differ from other documents that report results based on retesting for those grades).

TCAH ELA State Test Proficiency

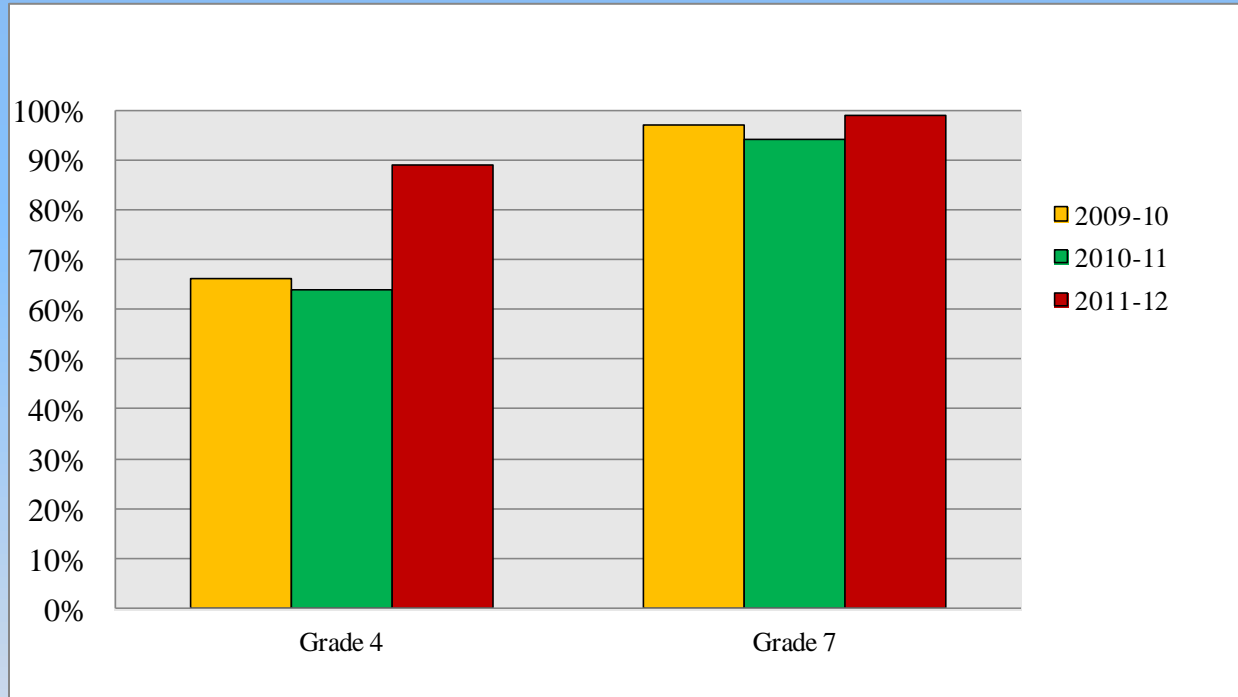


11-12
scores
are not
publicly
available.

The state test results presented below are calculated in terms of the % of students scoring at Proficiency on the state test. Proficiency is defined as any score with a level of “Met Standard”. Students included on this report are students who were enrolled for a Full Academic Year (i.e., October snapshot to time of test). For 2009-10 and 2010-11, results are based on TAKS. 2011-12 results are based on STAAR raw scores linked through to equivalent TAKS cut scores for “Met Standard” via information contained here: <http://www.tea.state.tx.us/index4.aspx?id=2147507698>. As the 2011-12 STAAR did not have retesting for 5th and 8th Grade Math and ELA, 2009-10 and 2010-11 results for those grades are based on students’ first attempts at taking the TAKS Math and ELA for those years (i.e., the %s reported here for those grades will differ from other documents that report results based on retesting for those grades).

TCAH Writing State Test Proficiency

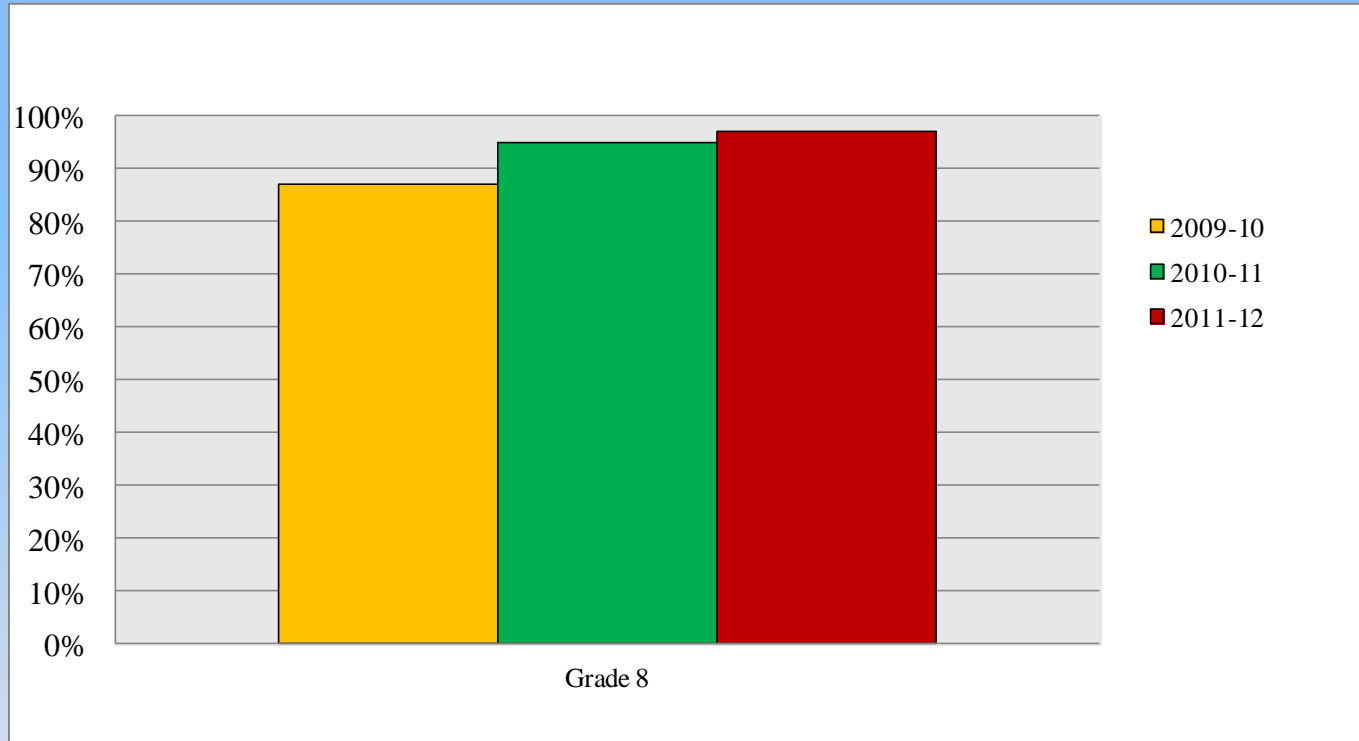
11-12
scores
are not
publicly
available.



The state test results presented below are calculated in terms of the % of students scoring at Proficiency on the state test. Proficiency is defined as any score with a level of “Met Standard”. Students included on this report are students who were enrolled for a Full Academic Year (i.e., October snapshot to time of test). For 2009-10 and 2010-11, results are based on TAKS. 2011-12 results are based on STAAR raw scores linked through to equivalent TAKS cut scores for “Met Standard” via information contained here: <http://www.tea.state.tx.us/index4.aspx?id=2147507698>

TCAH Social Studies State

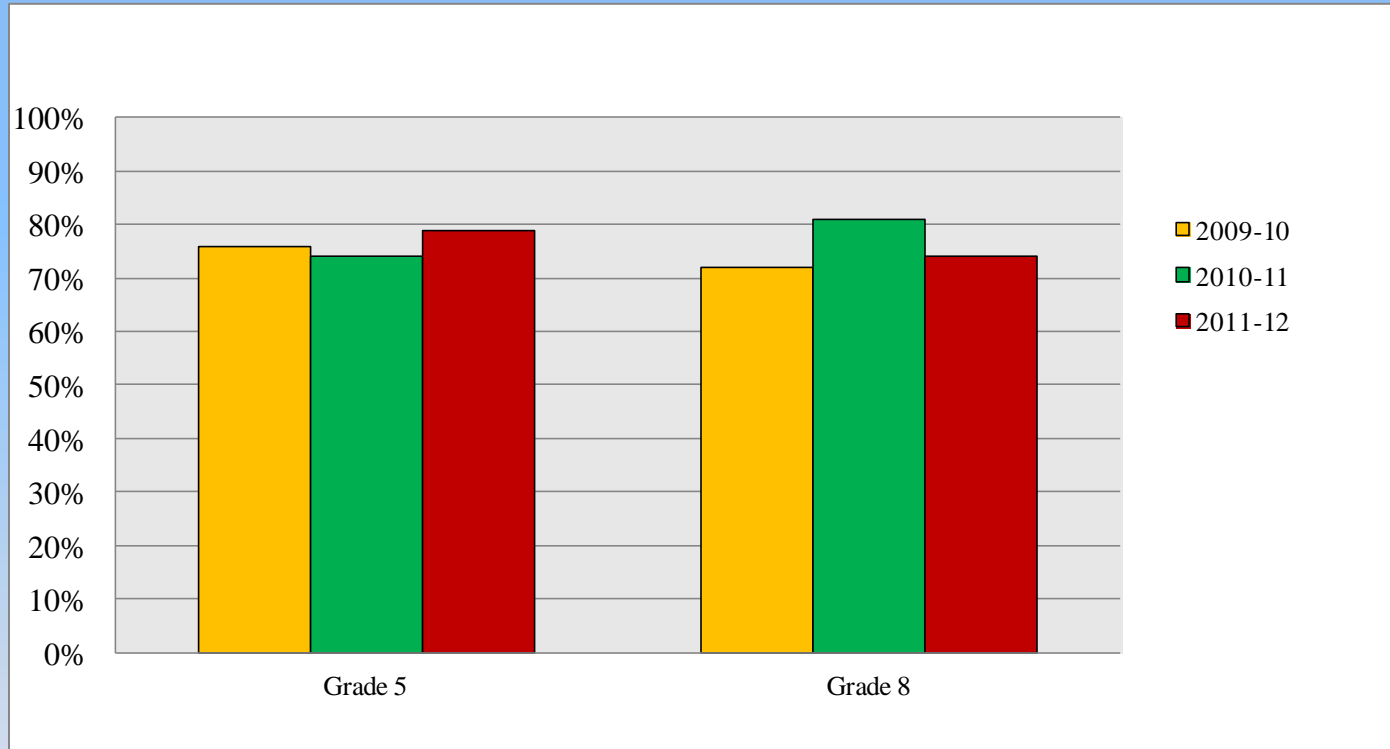
11-12
scores
are not
publicly
available.



The state test results presented below are calculated in terms of the % of students scoring at Proficiency on the state test. Proficiency is defined as any score with a level of “Met Standard”. Students included on this report are students who were enrolled for a Full Academic Year (i.e., October snapshot to time of test). For 2009-10 and 2010-11, results are based on TAKS. 2011-12 results are based on STAAR raw scores linked through to equivalent TAKS cut scores for “Met Standard” via information contained here: <http://www.tea.state.tx.us/index4.aspx?id=2147507698>

TCAH Science State Test Proficiency

11-12 scores are not publicly available.



The state test results presented below are calculated in terms of the % of students scoring at Proficiency on the state test. Proficiency is defined as any score with a level of “Met Standard”. Students included on this report are students who were enrolled for a Full Academic Year (i.e., October snapshot to time of test). For 2009-10 and 2010-11, results are based on TAKS. 2011-12 results are based on STAAR raw scores linked through to equivalent TAKS cut scores for “Met Standard” via information contained here: <http://www.tea.state.tx.us/index4.aspx?id=2147507698>

High Parent Satisfaction

	TCAH Spring 12
Participation	59.0%
A & B Grade	91.7%
Helpfulness of teachers (Very Satisfied & Somewhat Satisfied)	95.1%
Helpfulness of counselors.	96.8%
The curriculum is high quality.	95.2%
Lessons are well organized.	93.1%
Recommend the school to others.	93.7%

From the results of a survey administered by a third party market research firm to all enrolled TCAH students.



Recommendations

1. Allow all students to enroll in full time virtual schools. Students who were previously homeschooled are no longer allowed to enroll.
2. Fund full time virtual schools either by ADA model OR successful course completion but not both. Funding is insufficient to provide support services including counseling, particularly to struggling students.

